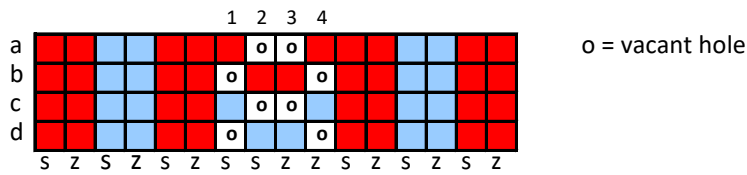


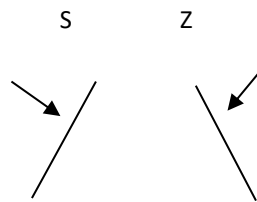
Four pattern tablets

Pattern by Randi Stoltz



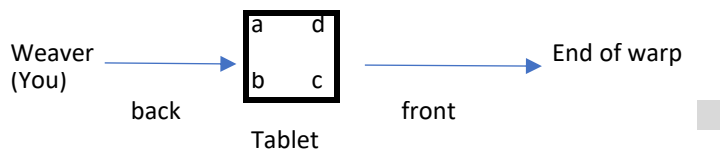
Tablet slant and threading

(Lines = tablets, arrows = threads)



Hole position

(When you start)



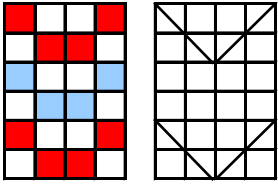
Weaving

Work the pattern from the bottom up.

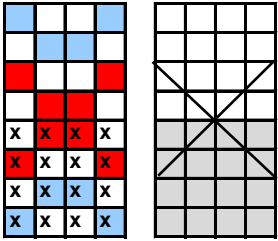
- | | |
|---|---|
| <input checked="" type="checkbox"/> turn forwards | <input type="checkbox"/> turn forwards |
| <input type="checkbox"/> turn backwards | <input type="checkbox"/> turn backwards |

Weave backward turns - pattern 1 - forward turns - pattern 2 - backward turns etc.
Turn edge tablets forwards. Flip when to undo twist.

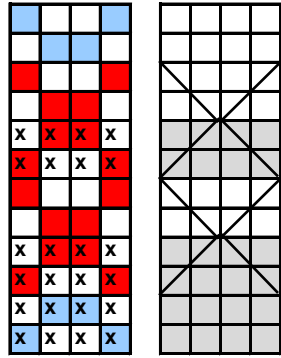
This pattern is free. If you wish to pay for it, please make a contribution to an environmental organization near you - to help secure a happy life for future tablet weavers on the planet.



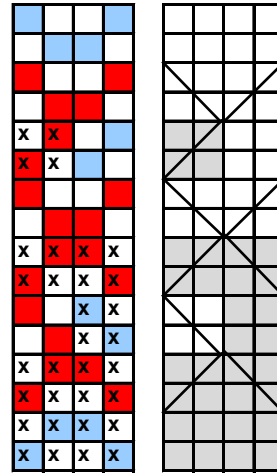
Backward turns



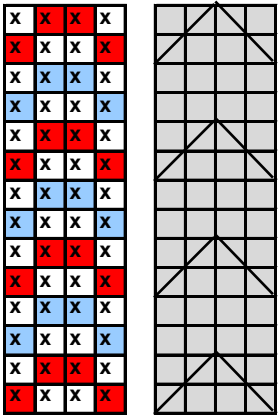
2a



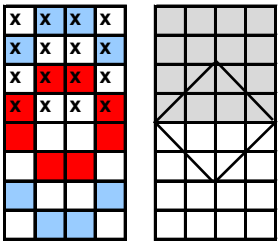
2b



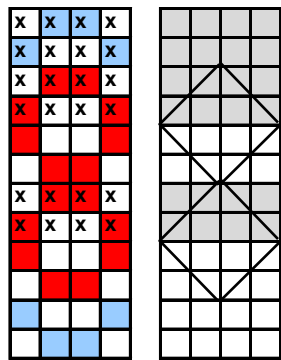
2c



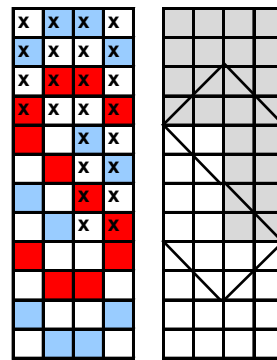
forward turns



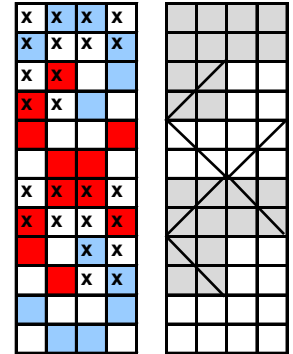
1a



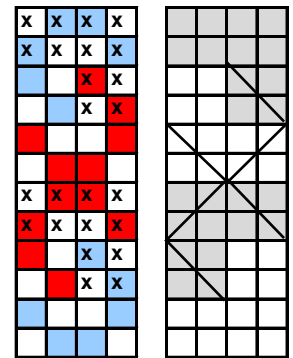
1b



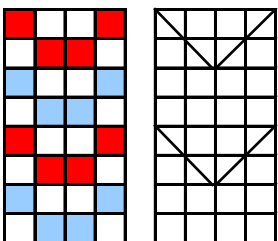
1c



1e



1d



Backward turns