

Oseberg inspiration - easy

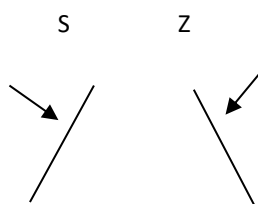
Pattern by Randi Stoltz

Based on Sofie Krafft's drawings of the Oseberg textiles (ship burial from Vestfold, Norway, 834 AD)

	1	2	3	4
a	■	■	■	■
b	■	■	■	■
c	■	■	■	■
d	■	■	■	■
	S	S	S	S

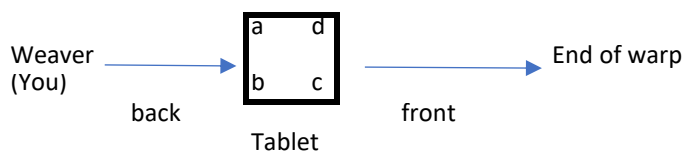
Tablet slant and threading

(Lines = tablets, arrows = threads)



Hole position

(When you start)

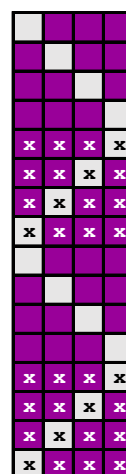


Weaving

Work the pattern from the bottom up.

- turn forwards
- turn backwards

Turn all tablets 4 forwards, 4 backwards etc.
Flip the edge tablets every time you change turning direction.
(Alternative for edge tablets: Turn forwards all the time.)



This pattern is free. If you wish to pay for it, please make a contribution to an environmental organization near you - to help secure a happy life for future tablet weavers on the planet.